

Logbooks for Edinburgh Visit

Each pupil must make a scrap-booking logbook. It will be based on a series of standard questions and questionnaires you will fill in while in Edinburgh. You will be marked on:

1. Quality of English /20 (included in your English Conversation marks for the 3rd trimester)
2. Artistic qualities /20 (included in your English Conversation marks for the 3rd trimester)
3. Computing competences (included in B2i as applicable)

You must produce a souvenir logbook (the book will be provided by the school). For each day you **MUST** include:

1. Date in full in English
2. Title for the day and titles for major visits
3. Weather report
4. Equipment used
5. Clothes worn
6. Timetable (activities done)
7. Insert the questionnaires (see below)
8. Say what you liked/hated most

You must also include FIVE photographs from different places you have visited. With each photo, you must write:

1. The name of the place in English
2. The date visited

You must also include a map of Edinburgh, and label the places we have visited.

You will be given the questionnaires for each visit in paper form and you will fill them in whilst in Scotland. When you return to Norway, you will be given the corresponding computer files for some or all of the questionnaires. You may exploit them as you wish: you will need to type the answers to the question and insert (i.e. glue) the text into your logbook or copy out the questions and answers.

You can then modify the fonts, the colours, typographies, drawing effects, and insert objects (e.g. clipart, photographs, tickets/memorabilia) if you wish. You may also include personal illustration pages.

If you insert photographs, they may be personal or taken from other sources (e.g. internet). If you insert non-personal images or text you must quote your sources.

You must exploit scrap-booking techniques: illustrations, decorations, insertions of souvenir objects (e.g. plane tickets, tickets, plans, pamphlets.....), page conception and design. You can vary techniques as much as possible (collage, drawing, photography....).


You must also customize the cover page and, if possible, include a contents page. Number your pages if you have a contents page. Also include the Challenge Checklist.

National Museum of Scotland

A trail of famous Scots...through a history of Life and Death

From Hawthornden Court go downstairs to Level -1, then turn right and go down the small set of stairs, walk past the large metal figures, then turn down the corridor on your right.

Level -1 Early People



Look for the ritual skulls.

Why does this skull have holes in it?


Find the Viking grave in the floor nearby.

What are the board game pieces made from?



Other methods apart from burial were used in the past.

Can you name the method using fire?



Look out for the information about the 'Houses of the Dead' and the gruesome objects found in a Scottish cave.

Return to Hawthornden Court. Walk to the far end of Hawthornden Court, through the entrance to the gallery on your left, then turn right and walk over the narrow bridge.

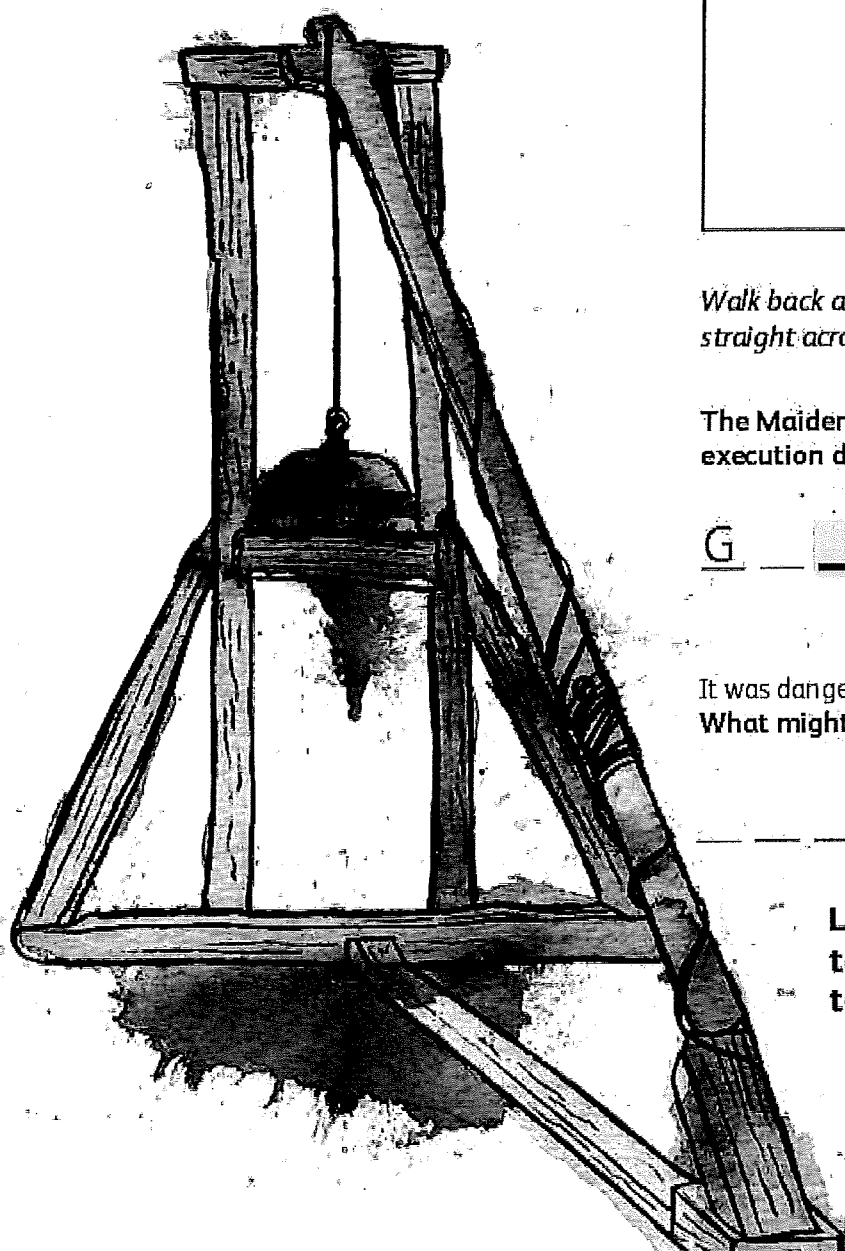

Level 1 Kingdom of the Scots

Find the tombstones.

What can we see on the tombstone of James Morton that tells us he was a seafaring man?

C _____ and A _____

Find a symbol of death on the tombs and draw it.



Walk back accross the bridge, and walk straight across until you see the Maiden.

The Maiden is an early form of what execution device?

G _____


It was dangerous to be a woman at this time. What might you be accused of?

Look out for the tools of torture and a tomb belonging to a famous Mary.

From the Maiden, walk towards the tomb of Mary Queen of Scots, turn right then left and walk down the gallery and into the circular room. Then take a left.

Return to Hawthornden Court.

Take the stairs to Level 3 from Hawthornden Court. Walk past the thatched house into the long room which contains the green Georgian livingroom with chairs and a clock at one end. You'll find a case about anatomy at the other end.



Level 3 Scotland Transformed

From which part of the body is this anatomy specimen taken?

Which of these objects was used to try and prevent grave robbery?

What were grave robbers using the bodies for?

**Look out for the Elegy
of William Burke.**

Go through the archway and turn right

Mary, Queen of Scots 1542–1587

Find the replica tomb of Mary, Queen of Scots.

Did you know?
King James VI had the tomb built for his mother after her execution in 1587.
Living at the same time as John Knox, Mary was a Catholic Queen in a Protestant country. She lived a difficult life and was forced to give up the throne for her son, James.



Find the 'Renaissance Style' information board on the wall, near Mary's feet.

Which family member imprisoned Mary and ordered her execution?

Why was she executed?

1

Go to Level 3 – Scotland Transformed
Find the portraits of Bonnie Prince Charlie under the large flags hanging from the ceiling.

Bonnie Prince Charlie 1720–1788

Did you know?
Charles Edward Stewart was also known as the 'Young Pretender'. His supporters were the Jacobites and fought many battles against the army of the British Government. The Battle of Culloden (1746) was the final battle.

Bonnie Prince Charlie became a famous figure – images of him were everywhere! Look at the images in this case.

Even though they were created around the same time, what are the reasons they might look different?



Walk back into the Georgian livingroom and turn right. Then walk up the stairs on your right and turn left into the corridor about death.

Level 4 Industry and Empire

Find the black glove.

Who is this mourning glove associated with?



_____ Charles Edward Stuart


Find the pieces of jewellery.

Some families made these using something taken from thier loved ones bodies as a way of remembering them. What is it?



Find these mini coffins along the corridor.

What do you believe is the meaning of the mysterious mini coffins?



Go to Level 6. Find the War Memorial.



Level 6 Scotland: A Changing Nation

Look out for the story of the Scottish piper and his Victoria Cross for bravery.

Who wrote these words about war?

'The flowers of the forest a' wede away'



Return to Hawthornden Court.


James Watt
1736–1819

*Look for the model of a rotative engine.
It's beside the huge engine in the middle of the
gallery.*

Did you know?

James Watt was an inventor and engineer. His is best known for his work on steam engines, which made them faster, more powerful and more efficient, sparking the Industrial Revolution.

What did James Watt invent?



*Go to Level 4
– Industry and Empire*

Can you find two machines in the museum that were transformed by James Watt's innovation?
You'll be on the right tracks on Level 4.

Look for the model of the Bell Rock Lighthouse. You can look inside!



Robert Stevenson
1772–1850

Did you know?

Robert Stevenson was the grandfather of the author Robert Louis Stevenson.

The Lighthouse Stevensons made lighthouses for four generations and built 157 of them around the Scottish coastline.

Why were lighthouses such an important invention in Robert Stevenson's time?

Mary Barbour

1875–1958

Look for Mary Barbour's case, in the section about politics.



Did you know? Mary Barbour was a Scottish political activist, community leader and Glasgow's first female Labour councillor.

Compare Mary's case with the large case beside it – find the suffragette items and the purple ticket.

Why do you think it was so unusual for a woman to make a name for herself in politics at that time?



Lemmings

1991

Find the Lemmings computer game.

Did you know? *Lemmings* was released in 1991 and is Britain's fastest selling game. The same company behind Lemmings also created *Grand Theft Auto*.

Which company in Dundee designed and produced these games?

To finish, watch the short film 'One Nation: Five Million Voices' at the back of Level 6 to find out some people's ideas of what it means to be Scottish.

Finally, what is your favourite Scots word?
You can find lots of examples in this gallery.



Royal Mile

1. Tick the things that you see along the Royal Mile, and give information:

- ☐ Tartan. Where?
- ☐ A kilt. What colours?
- ☐ A restaurant. What kind of food?
- ☐ A statue. Who or what of?
- ☐ Souvenirs. What can you buy?

2. Write some shop names:

Where can I buy a cup of coffee?


Where can I buy a keyring?

Where can I eat some haggis?

3. Name something along the Royal Mile that you do not have in Stavanger:

.....

4. Sketch your favourite part of the Royal Mile:



Selfie Bingo

Take a selfie **with...**

A hat	Something metal	Something small
Your favourite thing in the museum	Something old	Something colourful
Something big	Your favourite animal	Something you don't like



Challenge Checklist



- ☐ Always say please and thank you
 - ☐ Send a postcard home
 - ☐ Buy a souvenir for less than £2
 - ☐ Try something new to eat
 - ☐ Try something new to drink
 - ☐ Take a selfie next to The Elephant House
 - ☐ Take a photo of your land art
 - ☐ Ask someone for directions
 - ☐ Ask a question in a museum/on a tour
 - ☐ Smile....even if it's raining
 - ☐ Listen to the TV or radio in English
 - ☐ Hear someone say a Scottish phrase
 - ☐ Describe something fantastic you found in Scotland:
-
-



Challenge Checklist



- ☐ Always say please and thank you
 - ☐ Send a postcard home
 - ☐ Buy a souvenir for less than £2
 - ☐ Try something new to eat
 - ☐ Try something new to drink
 - ☐ Take a selfie next to The Elephant House
 - ☐ Take a photo of your land art
 - ☐ Ask someone for directions
 - ☐ Ask a question in a museum/on a tour
 - ☐ Smile....even if it's raining
 - ☐ Listen to the TV or radio in English
 - ☐ Hear someone say a Scottish phrase
 - ☐ Describe something fantastic you found in Scotland:
-
-